


South Carolina Department of Revenue Index of Taxpaying Ability Report

Generated On: 01/29/2025

Index Year 2025

Tax Year 2023

District Name	Index
ABBEVILLE	0.00247
AIKEN	0.02966
ALLENDALE	0.00114
ANDERSON1	0.00943
ANDERSON2	0.00255
ANDERSON3	0.00213
ANDERSON4	0.00487
ANDERSON5	0.01324
BARNWELL45	0.00127
BEAUFORT	0.06588
BERKELEY	0.06042
CALHOUN	0.00328
CHARLESTON	0.13662
CHEROKEE	0.00878
CHESTER	0.005
CHESTERFIELD	0.00525
COLLETON	0.00753
DARLINGTON	0.01021
DILLON3	0.00097
DORCHESTER2	0.02063
DORCHESTER4	0.00325
EDGEFIELD	0.00317
FAIRFIELD	0.00553




South Carolina Department of Revenue Index of Taxpaying Ability Report

Generated On: 01/29/2025

Index Year 2025

Tax Year 2023

District Name	Index
FLORENCE1	0.01638
FLORENCE2	0.00056
FLORENCE3	0.0022
FLORENCE5	0.00055
GEORGETOWN	0.01966
GREENVILLE	0.09484
GREENWOOD50	0.00815
GREENWOOD51	0.00057
GREENWOOD52	0.00297
HORRY	0.09539
JASPER	0.00761
KERSHAW	0.00979
LANCASTER	0.01335
LAURENS55	0.00458
LAURENS56	0.00264
LEE	0.00161
LEXINGTON1	0.01854
LEXINGTON2	0.01271
LEXINGTON3	0.00178
LEXINGTON4	0.00169
LEXINGTON5	0.01678
MCCORMICK	0.0014
MARLBORO	0.00395




South Carolina Department of Revenue Index of Taxpaying Ability Report

Generated On: 01/29/2025

Index Year 2025

Tax Year 2023

District Name	Index
NEWBERRY	0.00629
OCONEE	0.02325
ORANGEBURG	0.01158
PICKENS	0.02325
RICHLAND1	0.03207
RICHLAND2	0.01817
SALUDA	0.00199
SPARTANBURG1	0.00496
SPARTANBURG2	0.01073
SPARTANBURG3	0.003
SPARTANBURG4	0.00288
SPARTANBURG5	0.01844
SPARTANBURG6	0.01348
SPARTANBURG7	0.01008
UNION	0.00339
WILLIAMSBURG	0.00389
YORK1	0.00363
YORK2	0.01086
YORK3	0.01779
YORK4	0.01333
HAMPTON	0.0021
BAMBERG	0.00089
BARNWELL	0.00091



South Carolina Department of Revenue Index of Taxpaying Ability Report

Generated On: 01/29/2025

Index Year 2025

Tax Year 2023

District Name	Index
CLARENDON	0.00394
DILLON4	0.00226
MARION	0.00325
SUMTER	0.01261