


South Carolina Department of Revenue Index of Taxpaying Ability Report

Generated On: 01/30/2026

Index Year 2026

Tax Year 2024

District Name	Index
ABBEVILLE	0.00242
AIKEN	0.02954
ALLENDALE	0.00094
ANDERSON1	0.00906
ANDERSON2	0.00247
ANDERSON3	0.00218
ANDERSON4	0.00504
ANDERSON5	0.01292
BARNWELL45	0.0000
BEAUFORT	0.06481
BERKELEY	0.06053
CALHOUN	0.00327
CHARLESTON	0.13197
CHEROKEE	0.0086
CHESTER	0.00504
CHESTERFIELD	0.0052
COLLETON	0.00739
DARLINGTON	0.01007
DILLON3	0.00102
DORCHESTER2	0.02137
DORCHESTER4	0.00355
EDGEFIELD	0.00322
FAIRFIELD	0.00523




South Carolina Department of Revenue Index of Taxpaying Ability Report

Generated On: 01/30/2026

Index Year 2026

Tax Year 2024

District Name	Index
FLORENCE1	0.01677
FLORENCE2	0.00057
FLORENCE3	0.00214
FLORENCE5	0.00057
GEORGETOWN	0.01899
GREENVILLE	0.09444
GREENWOOD50	0.00826
GREENWOOD51	0.00056
GREENWOOD52	0.00235
HORRY	0.10477
JASPER	0.00628
KERSHAW	0.00967
LANCASTER	0.01363
LAURENS55	0.00461
LAURENS56	0.00264
LEE	0.00155
LEXINGTON1	0.0182
LEXINGTON2	0.0115
LEXINGTON3	0.00186
LEXINGTON4	0.00151
LEXINGTON5	0.01654
MCCORMICK	0.00137
MARLBORO	0.00301




South Carolina Department of Revenue Index of Taxpaying Ability Report

Generated On: 01/30/2026

Index Year 2026

Tax Year 2024

District Name	Index
NEWBERRY	0.00613
OCONEE	0.02272
ORANGEBURG	0.01177
PICKENS	0.0234
RICHLAND1	0.03267
RICHLAND2	0.01895
SALUDA	0.00197
SPARTANBURG1	0.00487
SPARTANBURG2	0.01082
SPARTANBURG3	0.00312
SPARTANBURG4	0.00295
SPARTANBURG5	0.01909
SPARTANBURG6	0.01515
SPARTANBURG7	0.01002
UNION	0.00349
WILLIAMSBURG	0.00381
YORK1	0.00364
YORK2	0.01045
YORK3	0.01732
YORK4	0.01292
HAMPTON	0.0021
BAMBERG	0.00114
BARNWELL	0.00215



South Carolina Department of Revenue Index of Taxpaying Ability Report

Generated On: 01/30/2026

Index Year 2026

Tax Year 2024

District Name	Index
CLARENDON	0.00387
DILLON4	0.00219
MARION	0.00317
SUMTER	0.01249